

REVISIONS



DSA # 03-120551

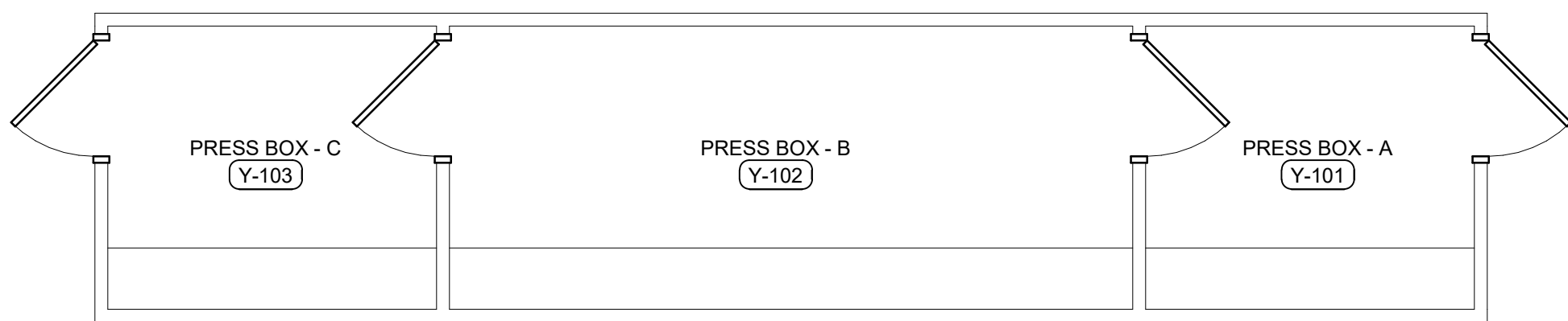
NAC  
ARCHITECTURE

NAC NO. 161-19015  
DATE 12/10/2020

DSA BACKCHECK  
SUBMISSION

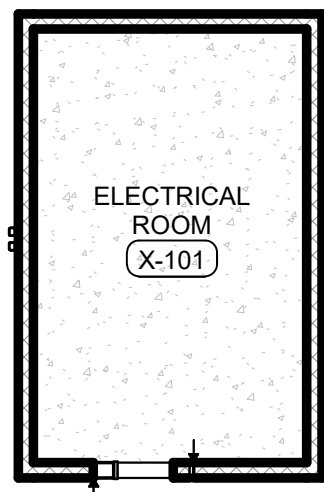
FINISH SCHEDULE

A3.21




NOTE: FLOOR FINISH PER SCHEDULE

7 BUILDING Y - PRESS BOX - FLOOR FINISH PLAN  
Scale: 1/4" = 1'-0"




6 BUILDING X - ELECTRICAL ROOM - FLOOR FINISH PLAN  
Scale: 1/8" = 1'-0"



- 33% CT-1 = PACIFIC QH61 GLOSS
- 33% CT-2 = AZURE QH44 GLOSS
- 33% CT-3 = ICEBERG QH82 GLOSS

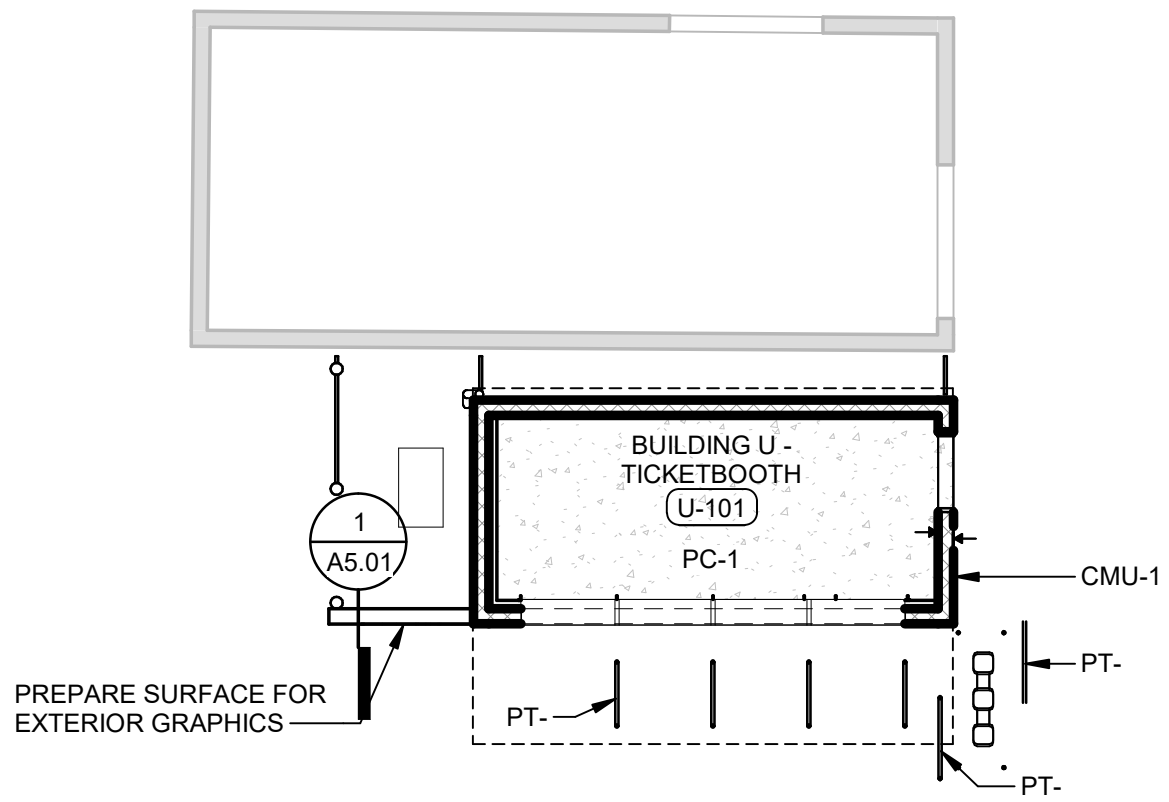
5 PAT-2 INTERIOR CERAMIC TILE  
Scale: 3/4" = 1'-0"



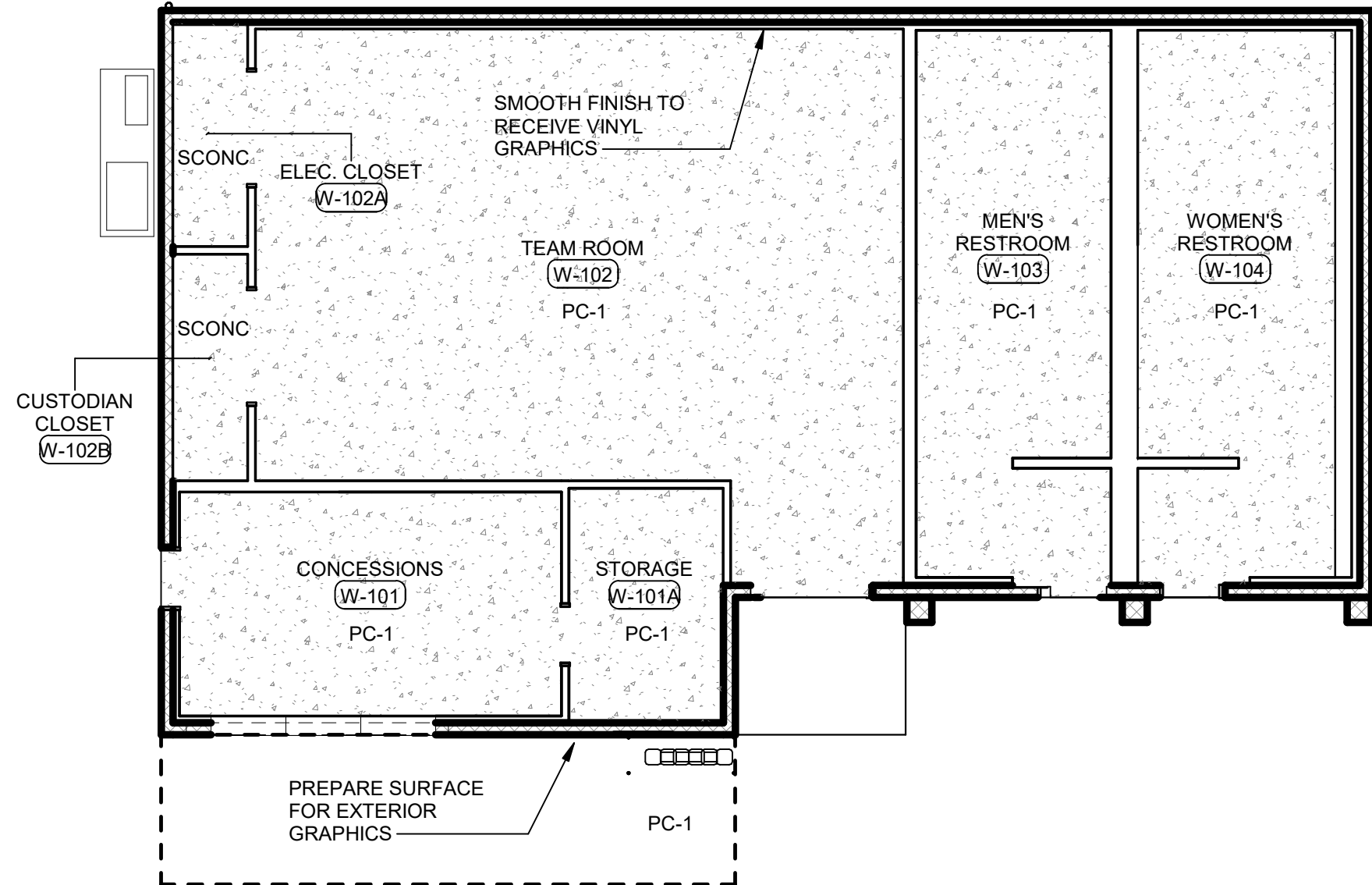
- CMU-1 = SILVER PRECISION
- CMU-2 = GREYSTONE SPLITFACE

NOTE: BUILDING X - ELECTRICAL  
USE STANDARD GREY CMU

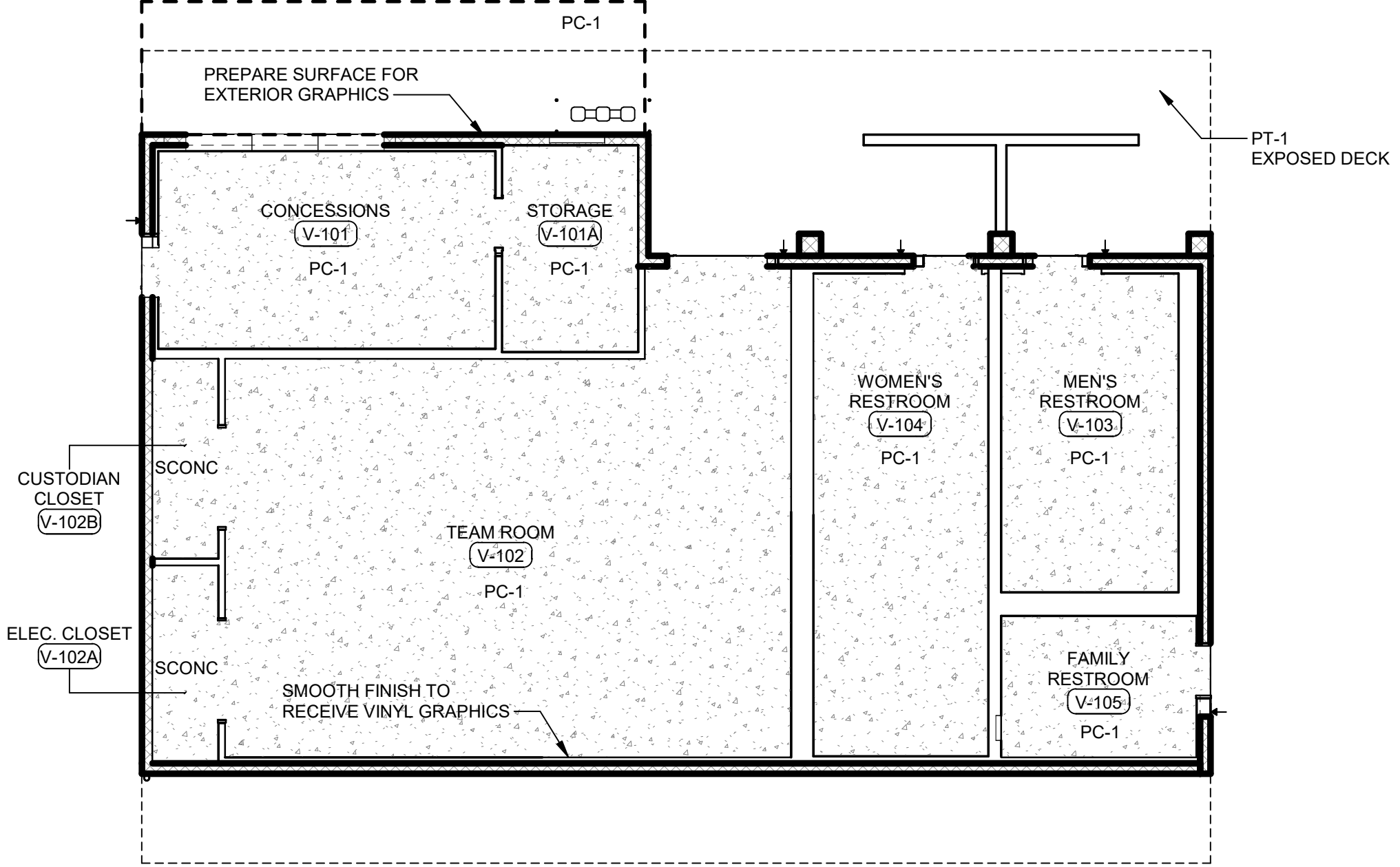
4 PAT-1 EXTERIOR CMU  
Scale: 3/4" = 1'-0"



3 BUILDING U - TICKETBOOTH - FLOOR FINISH PLAN  
Scale: 1/8" = 1'-0"



2 BUILDING W - VISITOR FIELD HOUSE - FLOOR FINISH PLAN  
Scale: 1/8" = 1'-0"



1 BUILDING V - HOME FIELD HOUSE - FLOOR FINISH PLAN  
Scale: 1/8" = 1'-0"

ROOM FINISH SCHEDULE																						
ROOM NUMBER	NAME	FLOOR		BASE		NORTH WALL		EAST WALL		SOUTH WALL		WEST WALL		CEILING		CODED NOTES	PLAM	ROOM NUMBER				
		MAT	FIN	FIN	CLR	MATL	FIN	CLR	MATL	FIN	CLR	MATL	FIN	CLR	FIN				CLR			
Y-101	PRESS BOX - A	ALUM	INTERLOCK DECKING	VINYL	NUBIAN	VINYL SURFACED GYP	GOLD BONDDURASAN	HARVEST COTTON			GLZ/VINYL			ACT	WHITE	FACTORY FINISH	ANODIZED AUM	Y-101				
Y-102	PRESS BOX - B	ALUM	INTERLOCK DECKING	VINYL	NUBIAN	VINYL SURFACED GYP	GOLD BONDDURASAN	HARVEST COTTON			GLZ/VINYL			ACT	WHITE	FACTORY FINISH	ANODIZED AUM	Y-102				
Y-103	PRESS BOX - C	ALUM	INTERLOCK DECKING	VINYL	NUBIAN	VINYL SURFACED GYP	GOLD BONDDURASAN	HARVEST COTTON			GLZ/VINYL			ACT	WHITE	FACTORY FINISH	ANODIZED AUM	Y-103				
BUILDING U - TICKETBOOTH																						
U-101	BUILDING U - TICKETBOOTH	PC-1	SLR	RB		CMUJ	PT	PT-1	CMUJ	PT	PT-1	CMUJ	PT	PT-1	GYP	PT	PT-1				U-101	
BUILDING V - FIELD HOUSE																						
V-101	CONCESSIONS	PC-1	SLR	QT		GYP	PT	PT-1	GYP	PT	PT-1	GYP	PT	PT-3	GYP	PT	PT-1	GYP	PT-1		V-101	
V-101A	STORAGE	PC-1	SLR	QT		PAT-1/CMUJ	PT	PT-1	CMUJ/GYP	PT	PT-1	GYP	PT	PT-1	GYP	PT	PT-1	EXP	PT-1		V-101A	
V-102	TEAM ROOM	PC-1	SLR	RB		CMUJ/GYP	PT	PT-1	GYP	PT	PT-1	GYP	PT	VGWC	GYP	PT	PT-1	EXP	PT-1		V-102	
V-102A	ELEC. CLOSET	PC-1	SLR	RB		GYP	PT	PT-1	GYP	PT	PT-1	CMUJ	PT	PT-1	CMUJ	PT	PT-1	EXP	PT-1		V-102A	
V-102B	CUSTODIAN CLOSET	PC-1	SLR	CT		GYP	PT	PT-1	GYP	PT	PT-1	GYP	PT	PT-1	CMUJ	PT	PT-1	EXP	PT-1	*	V-102B	
V-103	MEN'S RESTROOM	PC-1	SLR	CT	CT-1	GYP	PT/CT	CT/PAT-2	GYP	PT/CT	CT/PAT-2	GYP	PT/CT	CT/PAT-2	GYP	PT/CT	CT/PAT-2	GYP	PT-1	*. '4	V-103	
V-104	WOMEN'S RESTROOM	PC-1	SLR	CT	CT-1	GYP	PT/CT	CT/PAT-2	GYP	PT/CT	CT/PAT-2	GYP	PT/CT	CT/PAT-2	GYP	PT/CT	CT/PAT-2	GYP	PT-1	*. '4	V-104	
BUILDING W - FIELD HOUSE																						
W-101	CONCESSIONS	PC-1	SLR	QT		GYP	PT	PT-3	GYP	PT	PT-1	GYP	PT	PT-1	GYP	PT	PT-1	GYP	PT-1		W-101	
W-101A	STORAGE	PC-1	SLR	QT		GYP	PT	PT-1	CMUJ/GYP	PT	PT-1	CMUJ	PT	PT-1	GYP	PT	PT-1	EXP	PT-1		W-101A	
W-102	TEAM ROOM	PC-1	SLR	RB		GYP	PT	VGWC	GYP	PT	PT-1	CMUJ/GYP	PT	PT-1	GYP	PT	PT-1	EXP	PT-1		W-102	
W-102A	ELEC. CLOSET	PC-1	SLR	RB		CMUJ	PT	PT-1	GYP	PT	PT-1	GYP	PT	PT-1	CMUJ	PT	PT-1	EXP	PT-1		W-102A	
W-102B	CUSTODIAN CLOSET	PC-1	SLR	CT		GYP	PT	PT-1	GYP	PT	PT-1	GYP	PT	PT-1	CMUJ	PT	PT-1	EXP	PT-1	*	W-102B	
W-103	MEN'S RESTROOM	PC-1	SLR	CT	CT-1	GYP	CT/PT/CT	PAT-2	GYP	PT/CT	CT/PAT-2	GYP	PT/CT	CT/PAT-2	GYP	PT/CT	CT/PAT-2	GYP	PT-1	*. '4	W-103	
W-104	WOMEN'S RESTROOM	PC-1	SLR	CT	CT-1	GYP	CT/PT/CT	PAT-2	GYP	PT/CT	CT/PAT-2	GYP	PT/CT	CT/PAT-2	GYP	PT/CT	CT/PAT-2	GYP	PT-1	*. '4	W-104	
BUILDING X - ELECTRICAL ROOM																						
X-101	ELECTRICAL ROOM	SDT	-	RB		CMUJ	EXP		CMUJ	EXP		GYP	PT		CMUJ	EXP		EXP	PT-1		X-101	

INTERIOR MATERIALS & FINISH LEGEND			
NOTE: 1. NOT ALL MATERIALS LISTED MAY BE USED. 2. MANUFACTURER, MODEL AND COLOR LISTED ARE BASIS-OF-DESIGN SELECTIONS FOR BIDDING PURPOSES. 3. ALL INTERIOR PAINT TO BE SEMI-GLOSS, UNO.			
NUMBER	MANUFACTURER	MODEL	COLOR
<b>WALL TILE</b>			
CT-1	CREATIVE MATERIALS		DENIM
CT-2	CREATIVE MATERIALS		COBALT
CT-3	CREATIVE MATERIALS		WEDGEWOOD
<b>PAINT</b>			
PT-1	SHERWIN-WILLIAMS	SW7005	PURE WHITE
PT-2	SHERWIN-WILLIAMS	SW9163	TIN LIZZIE
PT-3	DUNN EDWARDS	DE5410	GOLDEN GLITTER
<b>PLASTIC LAMINATE</b>			
PL-1	FORMICA	1994-58	FOX
<b>STAINLESS STEEL</b>			
SS-1			FINISH #4 SATIN BRUSH
<b>POLISHED CONCRETE</b>			
PC-1			TROWEL FINISH GREY - SEE NOTE H
<b>RUBBER BASE</b>			
RB-1	JOHNSONITE	199-WG	DOCKSIDE
QT	QUERRY TILE		DARK BLUE
<b>VINYL TILE</b>			
SDT-1			

ABBREVIATIONS	
ALUM	ALUMINUM
APC	ACOUSTICAL PANEL CEILING
AWP	ACOUSTICAL WALL PANEL
CLR	COLOR
CONC	CONCRETE
CPT	CERAMIC TILE
CT	CEMENT
DG	DECOMPOSED GRANITE
EM	ENTRY MAT
EP	EPOXY PAINT
EXP	EXPOSED
FF	FACTORY FINISHED
FIN	FINISH
GLZ	GLAZING
GYP	GYPSONUM BOARD
LN	LINOLEUM
MATL	MATERIAL
MCSP	MINERAL COMPOSITE SCULPTURAL PANEL
MTL	METAL
PT	PAINT
RAF	RESILIENT ATHLETIC FLOORING
RB	RUBBER BASE
RFT	RESILIENT FLOORING TILE
RSS	RUBBER STAIR STRINGER
SCONC	SEALED CONCRETE
SDT	STATIC DISSIPATIVE TILE
SG	SEMI-GLOSS
SLR	SEALER
SWC	SANITARY WALL COVERING
SV	SHEET VINYL
UNO	UNLESS NOTED OTHERWISE
VCT	VINYL COMPOSITION TILE
VRB	VENTILATING RUBBER BASE
VGWC	VINYL GRAPHIC WALL COVERING
WP	WALL PADS
QT	QUARRY TILE

- PLASTIC LAMINATE AND CASEWORK FINISH NOTES
- SEE DETAILS FOR LOCATIONS OF SPECIALTY CASEWORK.
  - STEEL SUPPORT BRACKETS AND CABLE TRAYS BELOW COUNTERTOP SHALL BE PAINTED TO MATCH ADJACENT BASE CABINETS. IF NO BASE CABINETS OCCUR, SUPPORT BRACKETS SHALL BE PAINTED TO MATCH WALL PAINT COLOR.

- CODED NOTES
- SEE INTERIOR ELEVATIONS AND/OR REFLECTED CEILING PLANS FOR EXTENT AND LOCATION OF ACCENT PAINT COLOR(S).
  - SEE FLOOR PLANS (FLOOR PATTERN PLANS) FOR FLOOR FINISH PATTERNS AND COLOR DESIGNATION.
  - ALL RESTROOM WALLS TO RECEIVE CERAMIC TILE UP TO 9'-0" A.F.F.
  - PROVIDE ANTI-SLIP ADDITIVE TO BE MIXED INTO THE SEALER.
  - PROVIDE FRP @ 4'-0" HIGH AROUND MOP SINK.
  - PROVIDE 3/8" RADIUS QUARRY TILE & 6" COVE BASE.
  - INTERIOR CEILING NOTES & FINISHES. SEE REFLECTED CEILING PLANS; SHEETS A3.10 & A3.11

- EXTERIOR/INTERIOR FINISH GENERAL NOTES
- AN ASTERISK (\*) IN THE FINISH SCHEDULE REFERENCES CODED NOTES IN THE REMARKS COLUMN.
  - ALL FLOORING/ COLOR TRANSITIONS WHERE REQUIRED SHALL BE CENTERED UNDER DOOR.
  - PAINT ALL INTERIOR MECHANICAL LOUVERS, WHERE EXPOSED TO MATCH ADJACENT SURFACE, UNLESS NOTED OTHERWISE.
  - FLOOR TILE GROUT COLOR TO BE TBD.
  - WALL TILE GROUT COLOR TO BE TBD.
  - ALL GYP BD CEILINGS TO BE PAINTED, PER SCHEDULE
  - PROVIDE ANTI-GRAFFITI COATING ON ALL UNFINISHED CMU AND GRAPHICS PLACE ON BUILDING SURFACE. USE PROTECTOSIL AS BASIS OF DESIGN.
  - PROVIDE PROTECTOSIL SC 100 AS BASIS OF DESIGN FOR SEALED CONCRETE.